

Automatically controls external facility
when earthquake occurs
Contributes to prevent secondary disaster
and protect facility



Seismometer for facility control RSM-300

Features

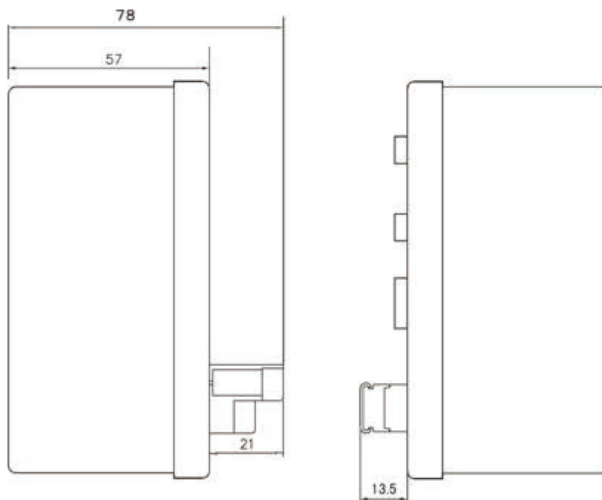
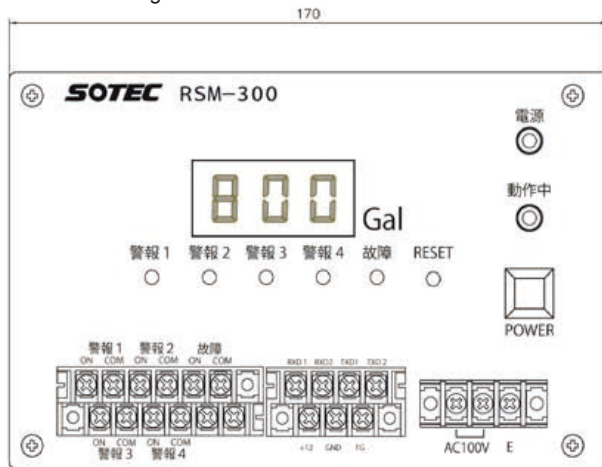
- Alarm LED illuminates and alarm contact circuit is made when the seismic motion exceeds the preset alarm level to control external facility.
- 4 stages of alarm level can be set in between 1 Gal and 999 Gal.
- The fault LED illuminates and the external device is notified by making fault contact circuit.
- The sensor condition can be monitored constantly by receiving the signal from the seismic sensor.
- Digital-output capacitance type sensor is equipped. Achieving both high accuracy and stability.

Specifications (RSM-300)

Display range	0 Gal to 999 Gal (lower limit depending on Detecting Level:Initial setting 5 Gal)
Frequency range	0.05 Hz to 40.0 Hz
Detecting frequency range	0.3 Hz to 10.0 Hz
Input communication protocol	RS-422
Indication method	3 Digit 7 Segment LED Display 0 Gal to 999 Gal Indication of failure code when detected system failure
Alarm output	4 contacts close when exceeding the vibration preset alarm level Contact Form A or B*1 DC24 V, 1 A AC125 V, 0.5 A
Failure output	1 contact close when detected system failure Contact Form A or B*2 DC24 V, 1 A AC125 V, 0.5 A
Analog output	4 mA to 20 mA (optional)
Reset operation	Display : Automatic reset after 1 hour from alarm and failure outputs Contact : Automatic reset after 10 seconds from alarm and failure outputs*3 Manual reset available with reset button on the front panel.
Power supply	100 V AC (optional change to 24 V DC)
Dimensions - Weight	Approx. 85 mm (H) x170 mm (W) x 80 mm (D) (excluding protruding parts), Approx. 1 kg
Surge protection	With varistor

*1 The alarm level shall be set in the factory. Contact A or Contact B can be selected as factory option.
*2 Contact A or Contact B can be selected as factory option.
*3 Preset time is 10 seconds, can be changed as factory option.

Outline drawing



Seismic sensor

PV-24

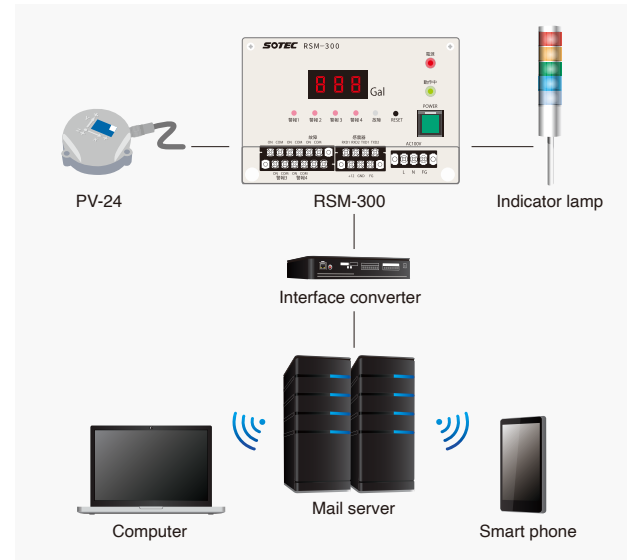
High-precision observation data with no transmission loss output by Digital Output



Seismic Sensor Specifications (PV-24)

Method	Electrostatic capacity
Number of components	3 axis (vertical, horizontal, horizontal)
Maximum measurable acceleration	± 4 000 Gal
Frequency range	0.05 Hz to 40 Hz
Self-generated noise level	0.05 Hz to 40 Hz: 1.0 Gal (peak) or less 0.05 Hz to 40 Hz: Typ.0.4 Gal 0.3 Hz to 10 Hz: Typ.0.2 Gal
Operation check	Output self check result by built-in CPU to seismometer Digital signal output: RS-422 (output X, Y, and Z components in series)
Sampling frequency	100 Hz
Power supply	Rated voltage: DC+12 V Operating voltage range: DC+9 V to +16 V
Current consumption	45 mA or less
Surge protection	With varistor
Connector	Water resistant performance IPX8
Working temperature / humidity range	-20 °C to +60 °C
Storage temperature / humidity range	-20 °C to +60 °C 95 % RH or less (non-condensing)
Dimensions	Approx. φ97.5 mm x 44 mm (H)
Weight	Approx. 450 g
Applicable standards	Laws and regulations concerning degrees of protection provided by enclosures (IP Code) Equivalent to JIS C 0920:2003 IPX8 (Test conditions: 2 atmospheres, 24 hours)

Sample system configuration



* RSM-300 is the seismometer of SOTEC Ltd. which is dedicated for RION PV-24.



RION CO., LTD. is recognized by the JCSS which uses ISO/IEC 17025 as an accreditation standard and bases its accreditation scheme on ISO/IEC 17011. JCSS is operated by the accreditation body (IA Japan) which is a signatory to the Asia Pacific Accreditation Cooperation (APAC) as well as the International Laboratory Accreditation Cooperation (ILAC). The Quality Assurance Section of RION CO., LTD. is an international MRA compliant JCSS operator with the accreditation number JCSS 0197.



ISO 14001 RION CO., LTD.
ISO 9001 RION CO., LTD.

* Windows is a trademark of Microsoft Corporation. * Specifications subject to change without notice.

Distributed by:



3-20-41, Higashimotomachi, Kokubunji, Tokyo 185-8533, Japan
Tel: +81-42-359-7888 Fax: +81-42-359-7442